

## Student Re-enrollment Process

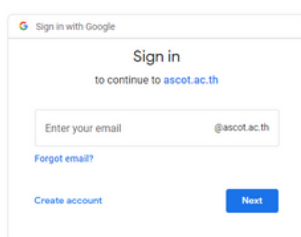
Ascot is trialing a new re-enrollment process to better help us plan for the 2022-2023 academic year. Through knowing confirmed student numbers, we are better able to formulate staffing profiles to ensure we as a school meet your child's specific needs.

How to Re-enroll your child.

STEP 1: Click on the link below to open the Ascot Student Portal:


[CLICK HERE TO LOGIN TO THE ASCOT STUDENT PORTAL](#)

STEP 2: Login using your child's Ascot Email account:



*Note: Please contact [frontoffice@ascot.ac.th](mailto:frontoffice@ascot.ac.th) if you cannot login to your child's Ascot email account.*

STEP 3: Click on "Re-Enrollment":

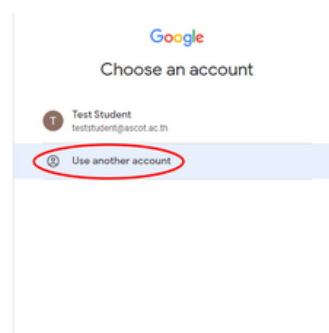



STEP 4: Read the business regulations and tick both checkboxes. Click the "RE-ENROLL FOR 2022-2023" button:

- I have read and agree with the business regulations.
- I wish to re-enroll for 2022 - 2023.

[RE-ENROLL FOR 2022-2023](#)

OPTIONAL: If you have more than one child then click on the "Logout" button.



Choose "Use another account". Login to your other child's Ascot Email account and click on the Re-Enrollment option. Repeat this process for each child.

*A School like no other*

COMMUNICATE COLLABORATE RESPECT